

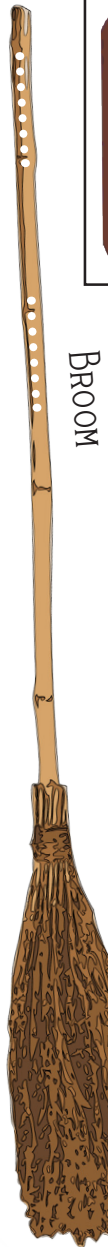
# Máirtín de Cógáin

## Seanacháí Adventure Set

1. Print page out in color on heavy white card stock.
2. Using a sharp blade, carefully cut out each of the puppet elements and set them aside. Ask an adult if you need help with this step.
3. Punch holes on limbs at (X) and cut along the dotted lines where indicated on the accessories. Then, fasten Máirtín's upper arms to his shoulders and his forearms to his upper arms. Be sure to label your pieces in advance to ensure proper anatomical placement!
4. Tape a chopstick to each of Máirtín's wrists and two to the back of the Cork sign.
5. Insert Máirtín's hands into the slots you've created on his accessories and you're in Partyville, population you! Pass the time between now and the Lillie's session helping Máirtín play bodhran, do a broom dance, or tell enchanting stories from old County Cork about such diverse topics as motoring cars, proper tea and barley shaking breezes.




SIGNAGE



BROOM




TRAVEL CASE



BODHRAN



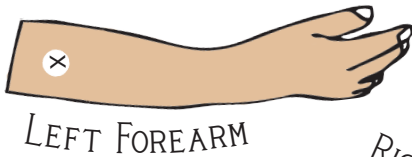
TIPPER



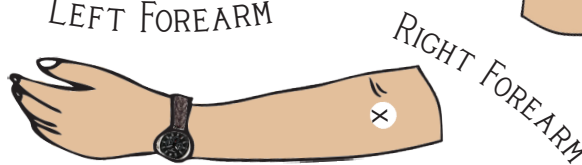
LEFT UPPER ARM



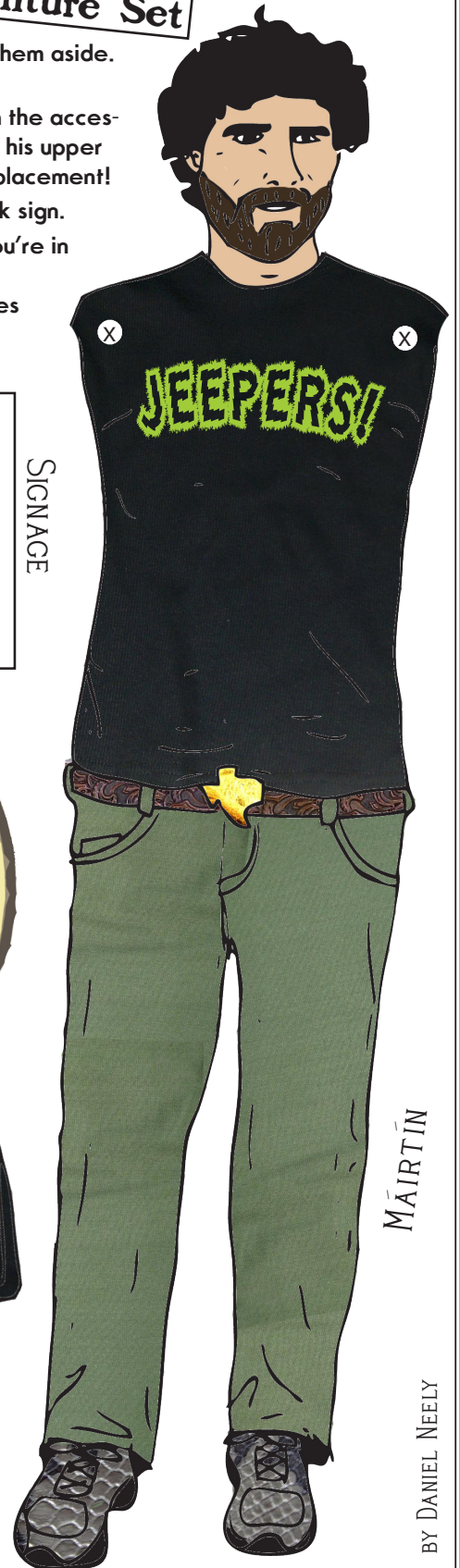
RIGHT UPPER ARM



LEFT FOREARM



RIGHT FOREARM



MÁIRTÍN